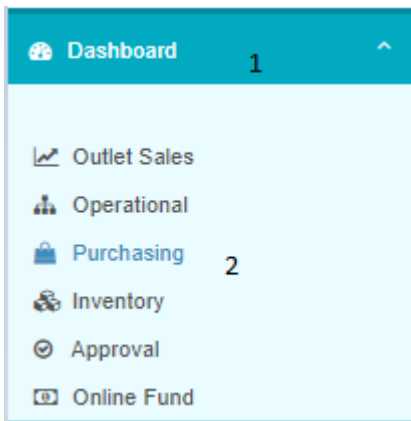
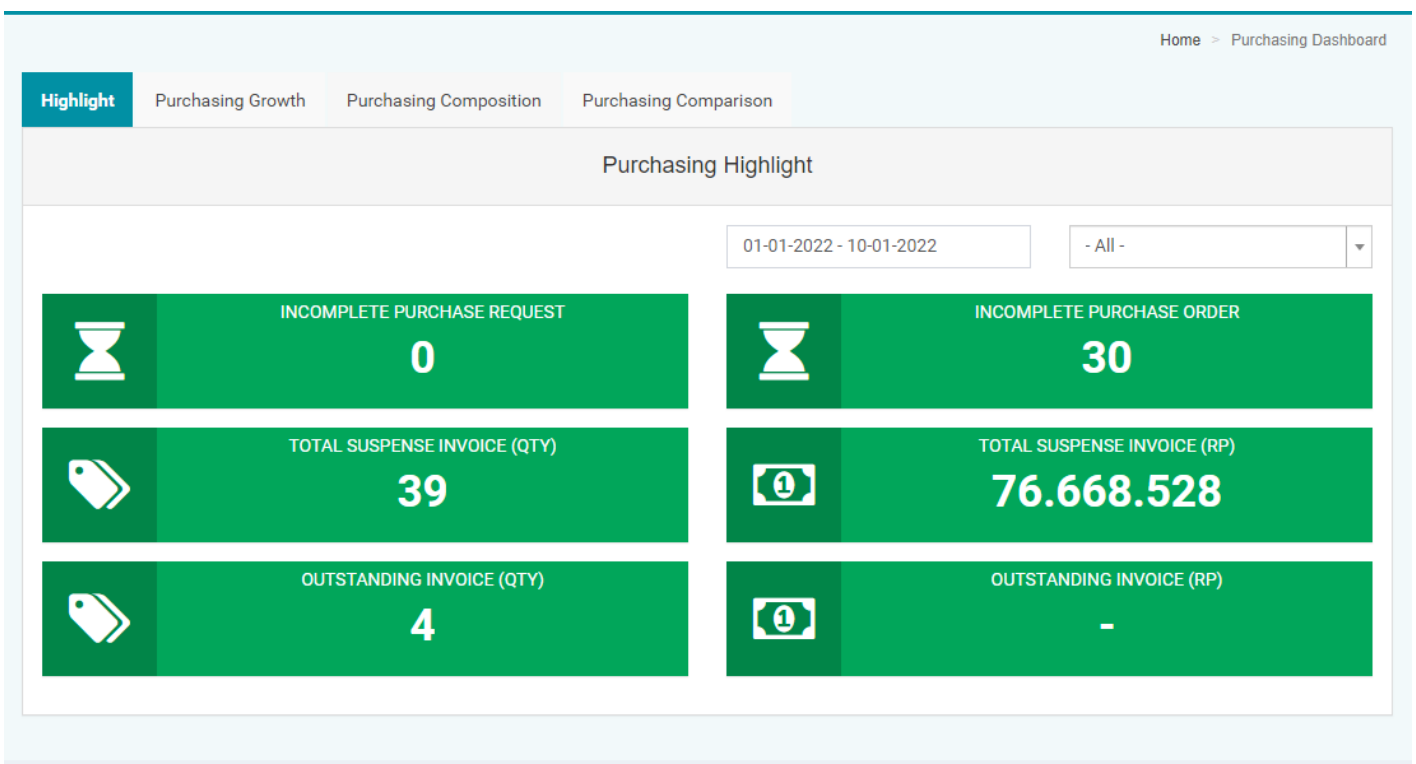


2.3 Dashboard Purchasing



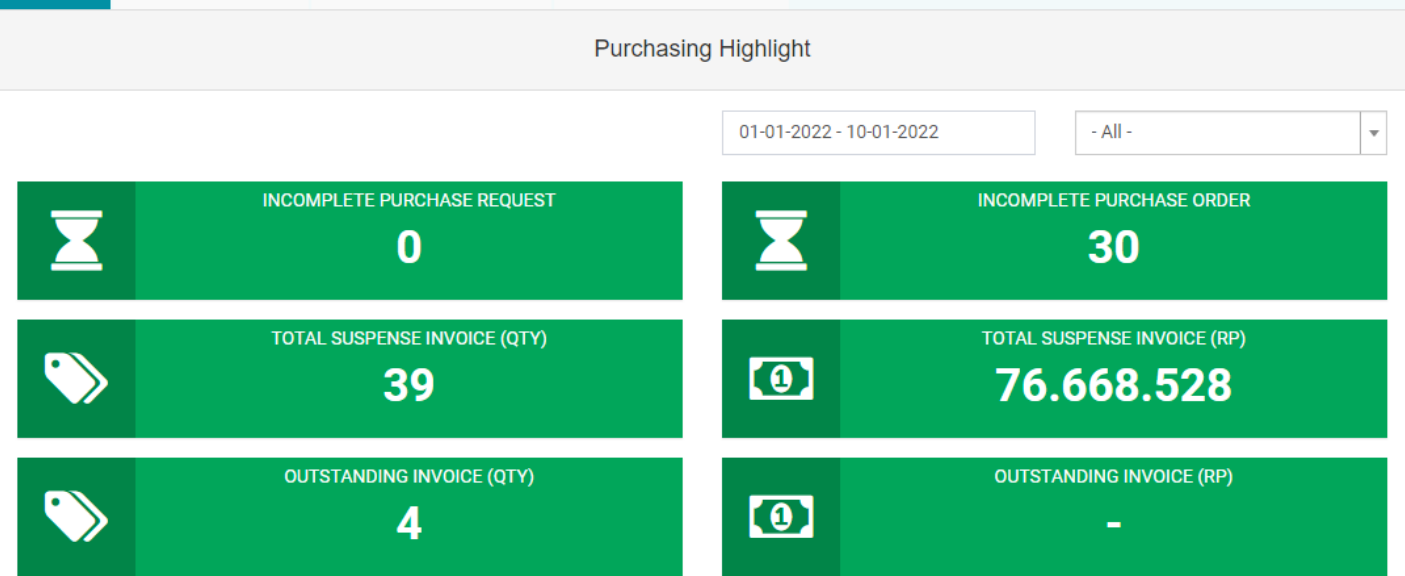
Berikut ini langkah-langkah dashboard purchasing sebagai berikut :

1. Masuk ke modul Dashboard
2. Masuk ke Menu Purchasing

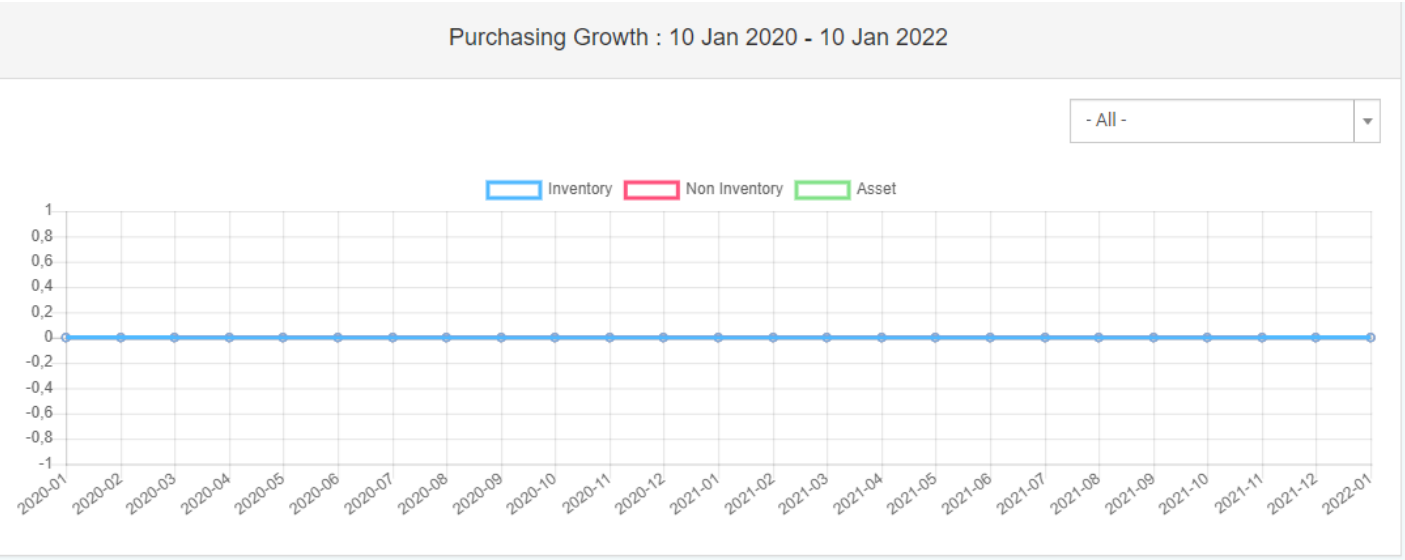


3. Masuk ke tampilan Dashboard Purchasing spt gambar di atas

4. Di Tampilan Purchasing Highlight berisi Incomplete Purchase Request, Incomplete Purchase Order, Total Suspense Invoice (QTY), Total Suspense Invoice (RP), Outstanding Invoice (QTY) & Outstanding Invoice (RP).



5. Pada Tampilan Purchasing Growth berisi Informasi tentang Grafik



5. Pada Tampilan Purchasing Composition berisi Informasi tentang Purchasing Composition

Purchasing Composition

01-11-2021 - 31-12-2021

- All -

Purchasing Composition By Category Type

6. Pada Tampilan Purchasing Comparison berisi tentang informasi purchasing Comparison

Purchasing Comparison

Product Name

Product Category

Period

Branch

Variance(%)

Product Name

- All Product Cat...

01-12-2021 - 31-01-

- All Branch -

50

↑ There are No Product with **Variance Above 50%**

↓ There are 5 Unit Product with **Variance Bellow -50%**

Period	Product Name	Product Category	Unit	Base Price	Price	Variance (%)	Branch	Purchase Number
03-12-2021	SHOPPING BAG KRAFT UK 240 X 350 X 280 MM 125 GSM 20 X 450MM CETAK 1/0 1PACK X 50 PCS	Expense - Store Supplies	EA	32.000,00	3.200,00	-90.00% ↓	Central Kitchen	PO202201030009

Revision #1
Created Mon, Jan 10, 2022 12:11 AM by [Dono Nurcahyo](#)
Updated Mon, Jan 10, 2022 12:43 AM by [Dono Nurcahyo](#)