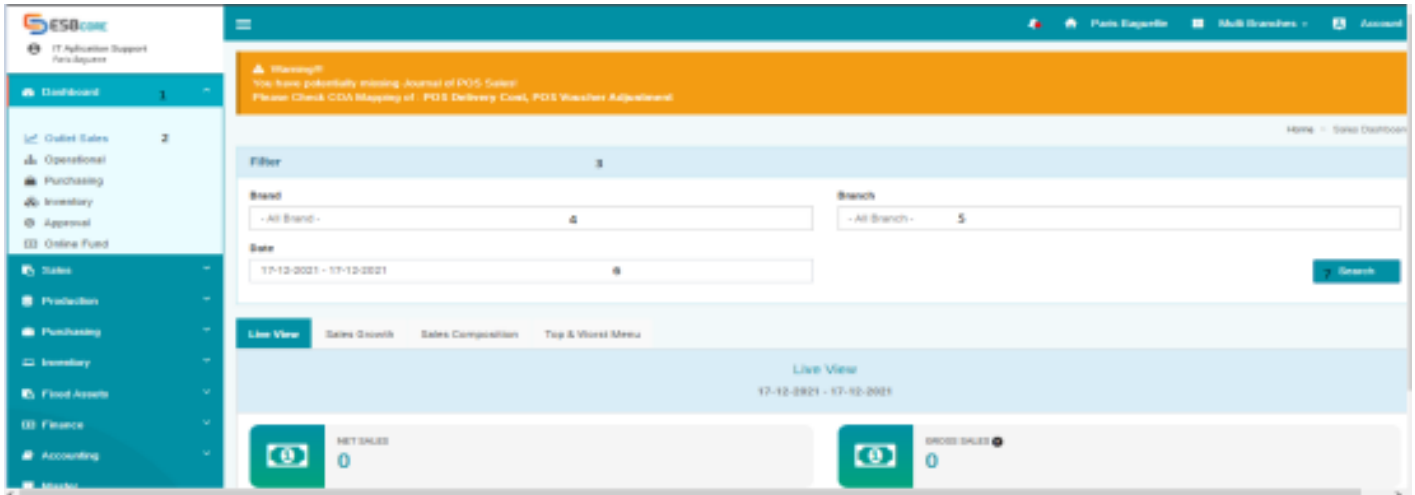


2.1 Dashboard Outlet Sales

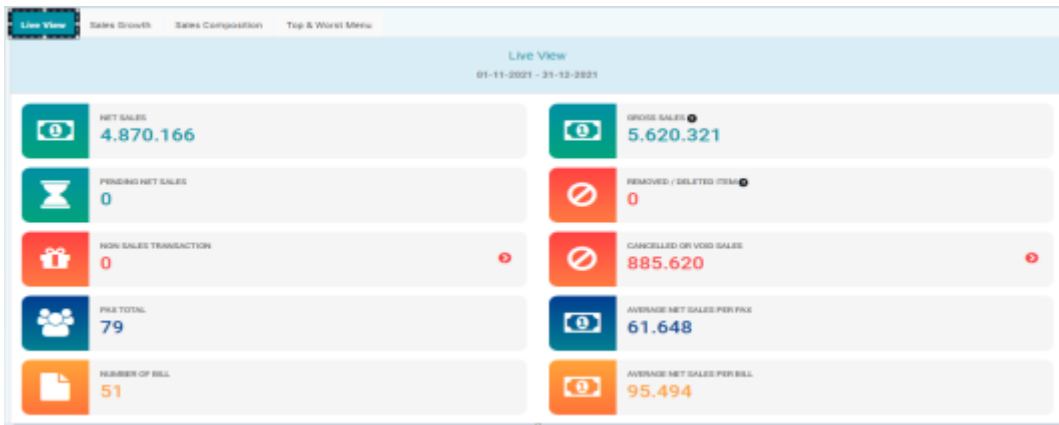
Pada dashboard Outlet Sales digunakan untuk menyajikan data penjualan dari toko.

Berikut ini langkah-Langkah masuk Dashboard Outlet Sales sebagai berikut :



1. Pilih Modul Dashboard
2. Pilih Menu Outlet Sales
3. Masuk Tampilan Dashboard Sales Live View
4. Pilih Brand
5. Pilih Branch
6. Pilih Date
7. Pilih Search

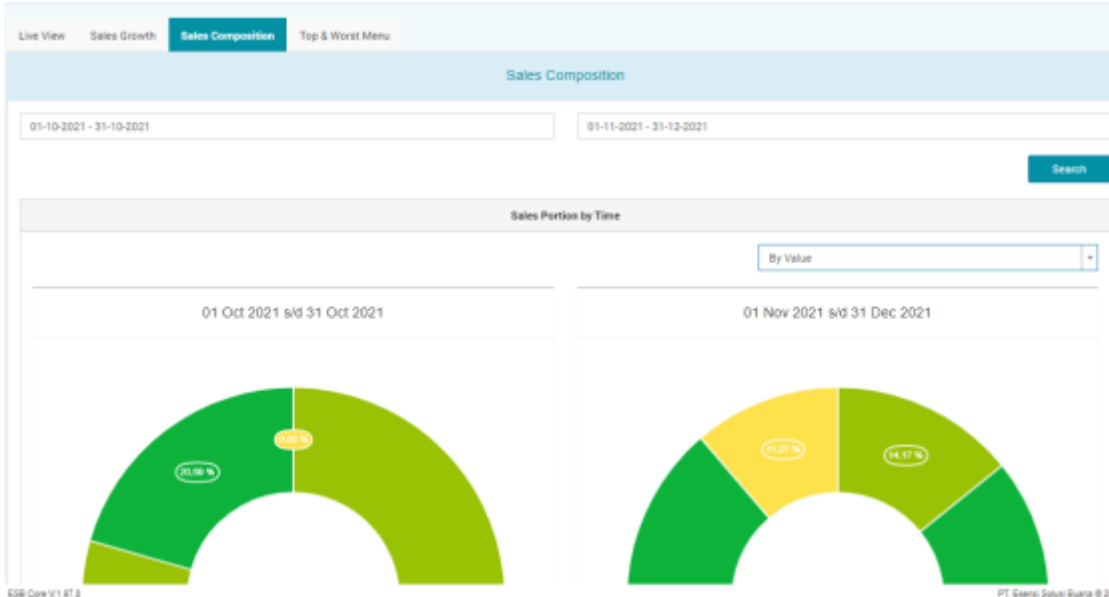
Berikut ini Tampilan Dashboard Live View



Berikut ini Dashboard Sales Growth



Berikut ini tampilan Dasboard Sales Compotion



Berikut ini tampilan Dasboard Top & Worst Menu

Sales Mode

- All -

Category

- All -

Type

By Value

Date Range

01-11-2021 - 31-12-2021

Search

Top 20 Menu

Worst 20 Menu

No Sales Menu

Top 20 Menu

Menu Name	Menu Short Name	Value
CREAMY MOCHA BREAD	CREAMY MOCHA BREAD	474.684
TRUFFLE OIL CROQUE MONSIEUR	TRUFFLE OIL CROQUE MONSIEUR	443.250
AMERICANO (ADAGIO SIGNATURE)	AMERICANO	420.000
TWIN CLOUD BREAD	TWIN CLOUD BREAD	327.848
GARLIC STICK (2 PCS)	GARLIC STICK (2 PCS)	301.598
FRESH MANGO JUICE	FRESH MANGO JUICE	300.000
SIGNATURE SALMON CREAM PASTA	SIGNATURE SALMON CREAM PASTA	280.000
PB BREAD	PB BREAD	278.671
CAFÉ MOCHA (ADAGIO SIGNATURE)	CAFÉ MOCHA	250.000

Revision #1

Created Sun, Jan 9, 2022 4:36 PM by [Dono Nurcahyo](#)

Updated Mon, Jan 10, 2022 12:00 AM by [Dono Nurcahyo](#)