

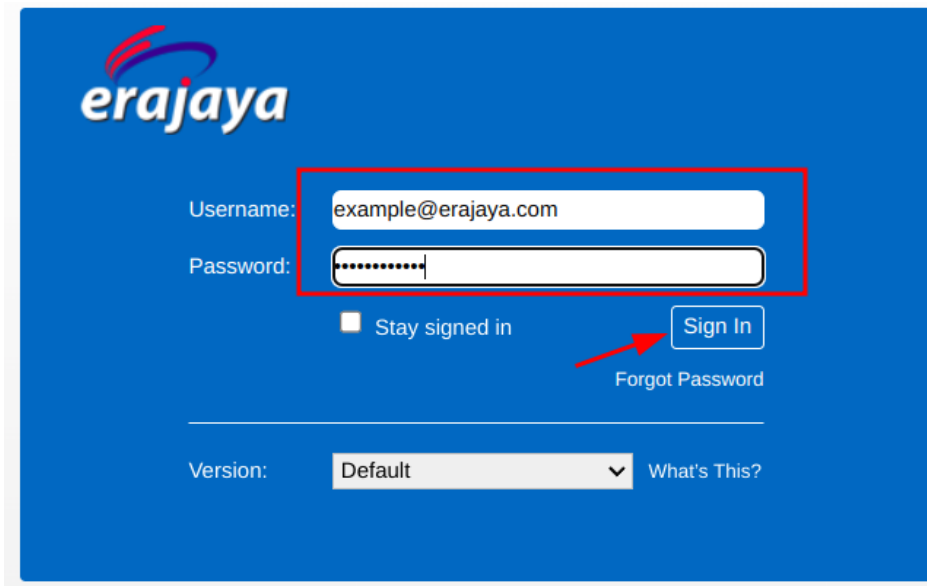
Recover Password Email ke Whatsapp

Untuk melakukan recover password email domain erajaya.com lakukan langkah-langkah berikut

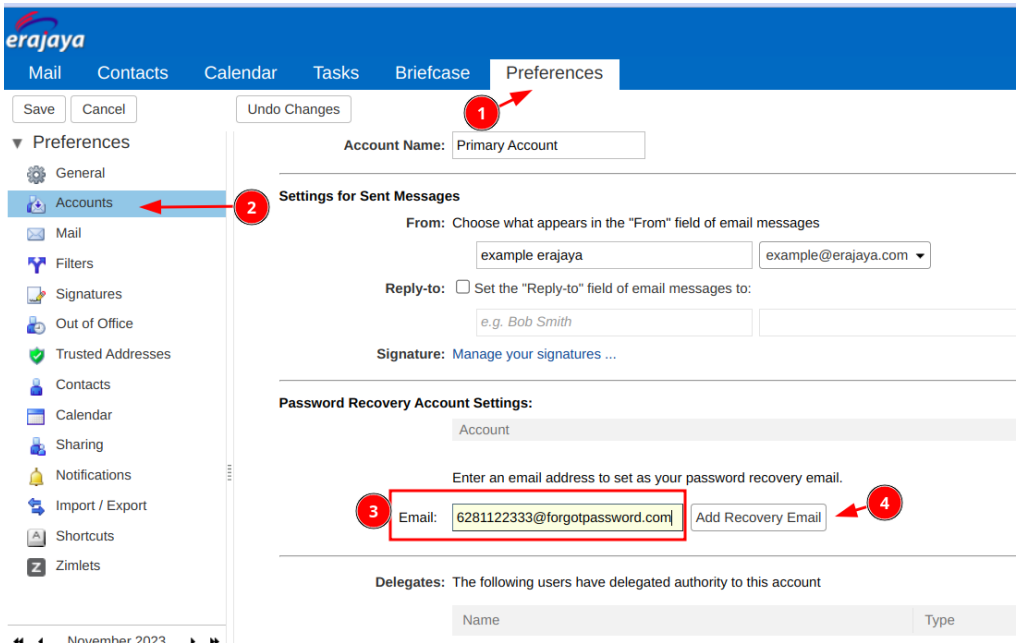
1.

Buat Recover Email

1. Login ke webmail (mail.erajaya.com)



2. Masuk kedalam menu Preferences



1. Klik menu Preference

2. klik Account
3. kemudian pada menu Password Recover Account Setting masukan nomor Whatsapp dan tambahkan domain forgotpassword.com

Contoh:

621122333@forgotpassword.com

4. Klik Add Recover Email maka Request for recovery email address verification akan dikirim ke nomor whatsapp anda

Request for recovery email address verification by [REDACTED]

Verification of your recovery email address

Recovery email verification code: **Pq4sLJvU**

The code expires by: Wed, 8 Nov 2023 02:42:37 GMT

~~~~~

09:44

3. Masukan kode OTP yang sudah di kirm ke no whatsapp anda selanjutnyaklik Verify code

The screenshot shows the Thunderbird 'Preferences' window, specifically the 'Accounts' tab. The 'Password Recovery Account Settings' section is visible, showing the account '6281219400750@forgotpassword.com'. The 'Enter Code' field contains '7C890N5K' and the 'Verify Code' button is highlighted. Below this, the 'Status' is 'Email Verified'.

Account Name: Primary Account

Settings for Sent Messages

From: Choose what appears in the "From" field of email messages

example erajaya example@erajaya.com

Reply-to: ☐ Set the "Reply-to" field of email messages to:

e.g. Bob Smith

Signature: Manage your signatures ...

Password Recovery Account Settings:

Account: 6281219400750@forgotpassword.com

We have sent an email with a validation code to confirm your recovery email address. This code is valid for 1 day. Enter the code in the email address.

Don't see the email in your Inbox? Check your Junk folder. If you still don't see it, click the 'Resend Code' button below and we will resend.

Enter Code: 7C890N5K Verify Code

Options: Reset Recovery Email Resend Code

Account Name: Primary Account

Settings for Sent Messages

From: Choose what appears in the "From" field of email messages

example erajaya example@erajaya.com

Reply-to: ☐ Set the "Reply-to" field of email messages to:

e.g. Bob Smith

Signature: Manage your signatures ...

Password Recovery Account Settings:

Account: 6281219400750@forgotpassword.com Status: Email Verified

We have validated your recovery email address. You can choose to delete this address by clicking on the reset button below.

Options: Reset Recovery Email

Delegates: The following users have delegated authority to this account

| Name | Type |
|------|------|
|------|------|

# Reset Password

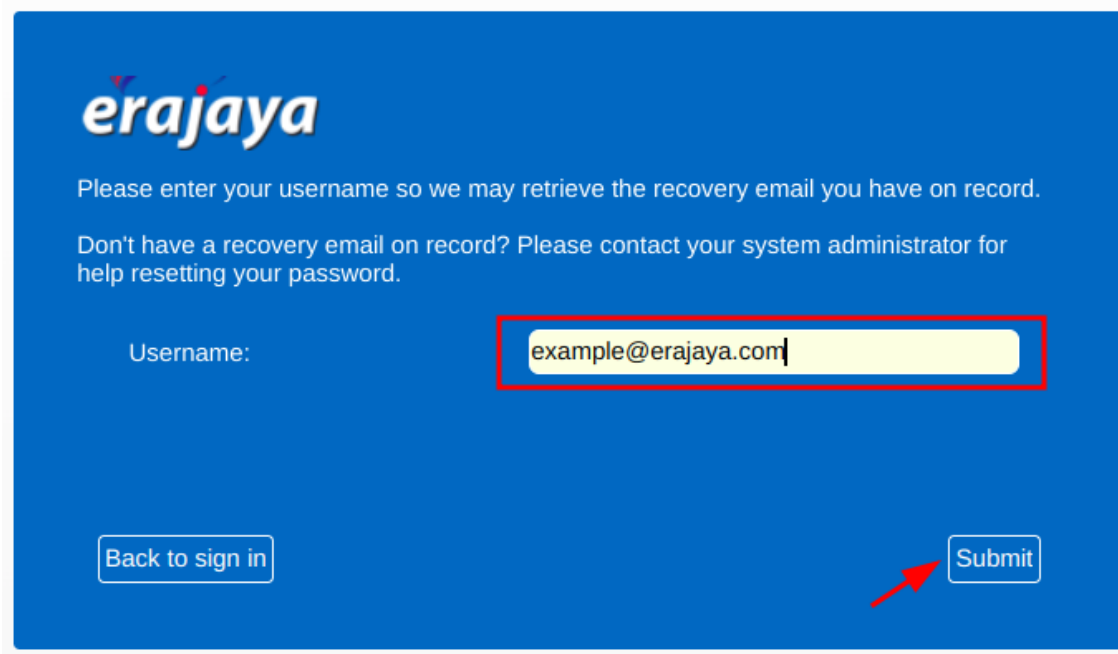
Untuk melakukan reset password lakukan langkah-langkah berikut

1. Login ke webmail ( [mail.erajaya.com](mailto:mail.erajaya.com) )



klik **Forgot Password**

2. Masukkan username/email yang akan di reset password dan klik Submit



3. Setelah klik Submit akan keluar tampilan informasi Request Code akan di kirim ke nomor whatsapp yang sudah anda daftarkan pada saat anda membuat recover password (**1**), dan selanjutnya klik **RequestCode**



Do you have access to the email address below:

628\*\*\*\*\*@forgotpassword.com

Click the 'Request Code' button, and we will send you a recovery code to this address.  
Use this code to validate by pasting it on the next form.

Back to sign in

Request Code

4. Setelah klik Request Code maka kode reset password akan di kirim ke nomor Whatsapp anda

Reset your [erajaya.com](#) password

We have received a password reset request for your account, example erajaya.

Temporary Reset Code: xKlglUwG

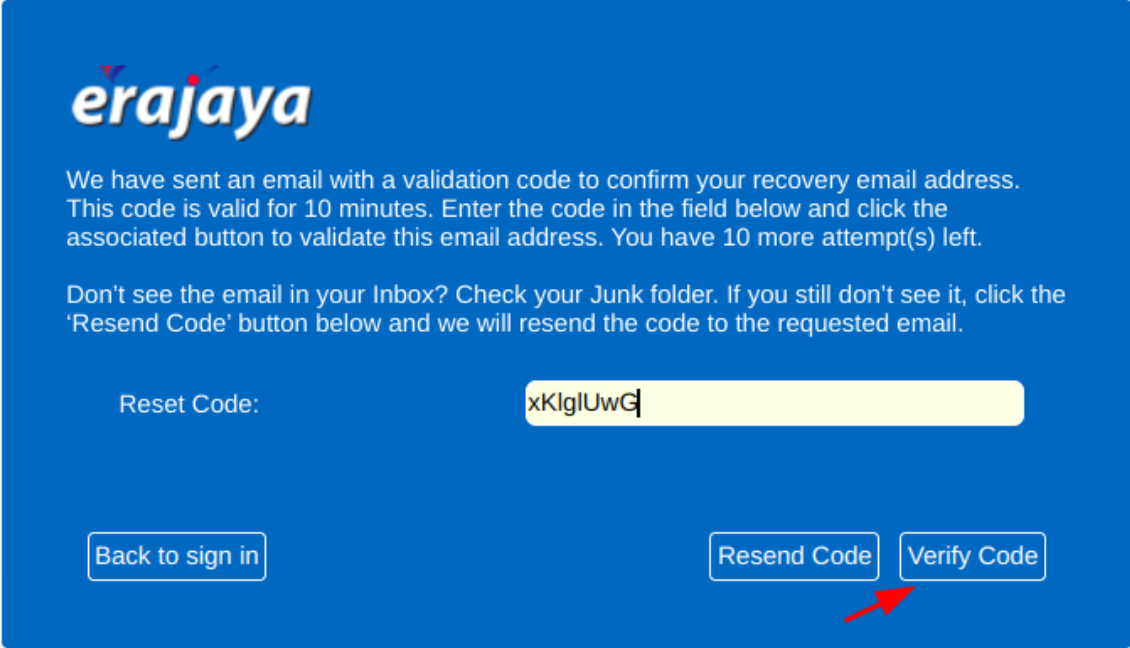
Use by: Wed, 8 Nov 2023 06:49:21 GMT

for more information please contact [infra.support@erajaya.com](mailto:infra.support@erajaya.com)

13:41

5. Masukkan Reset Code yang telah di kirim ke Whatsapp kemudian klik

## VerifyCode



**erajaya**

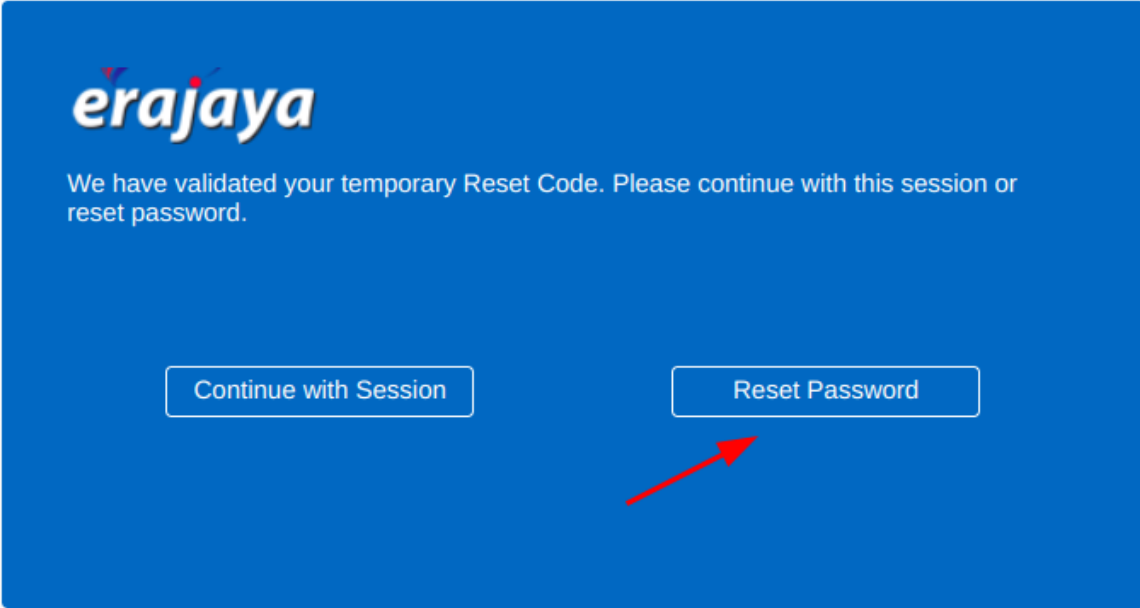
We have sent an email with a validation code to confirm your recovery email address. This code is valid for 10 minutes. Enter the code in the field below and click the associated button to validate this email address. You have 10 more attempt(s) left.

Don't see the email in your Inbox? Check your Junk folder. If you still don't see it, click the 'Resend Code' button below and we will resend the code to the requested email.

Reset Code:

[Back to sign in](#) [Resend Code](#) [Verify Code](#)

6. Selajut nya klik **Reset Password**



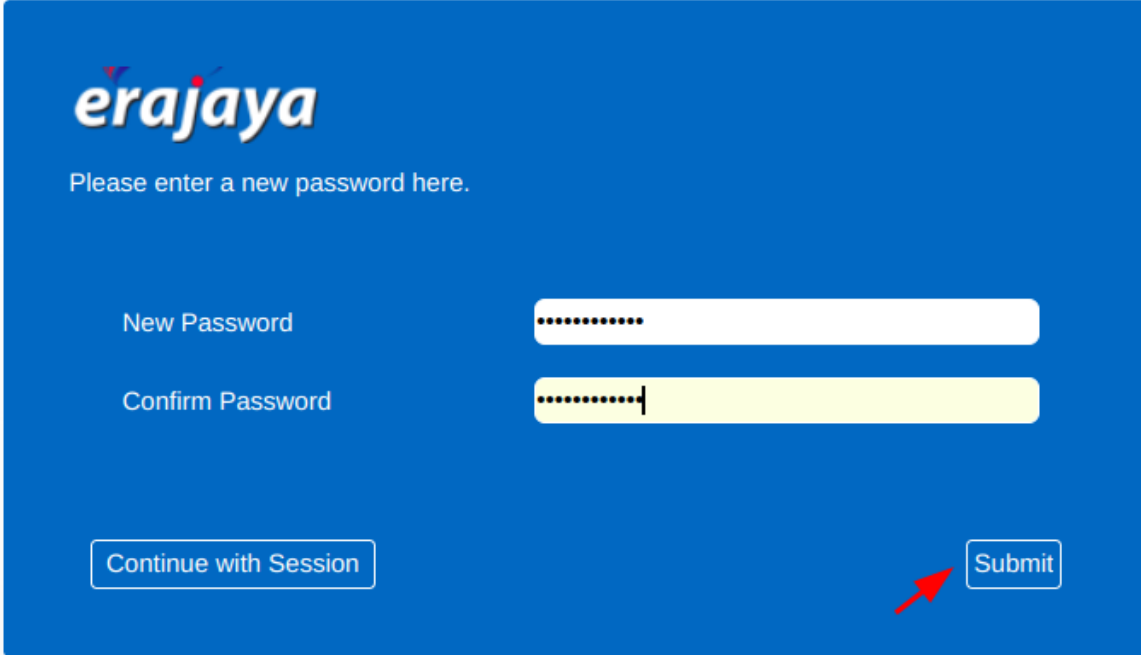
**erajaya**

We have validated your temporary Reset Code. Please continue with this session or reset password.

[Continue with Session](#) [Reset Password](#)

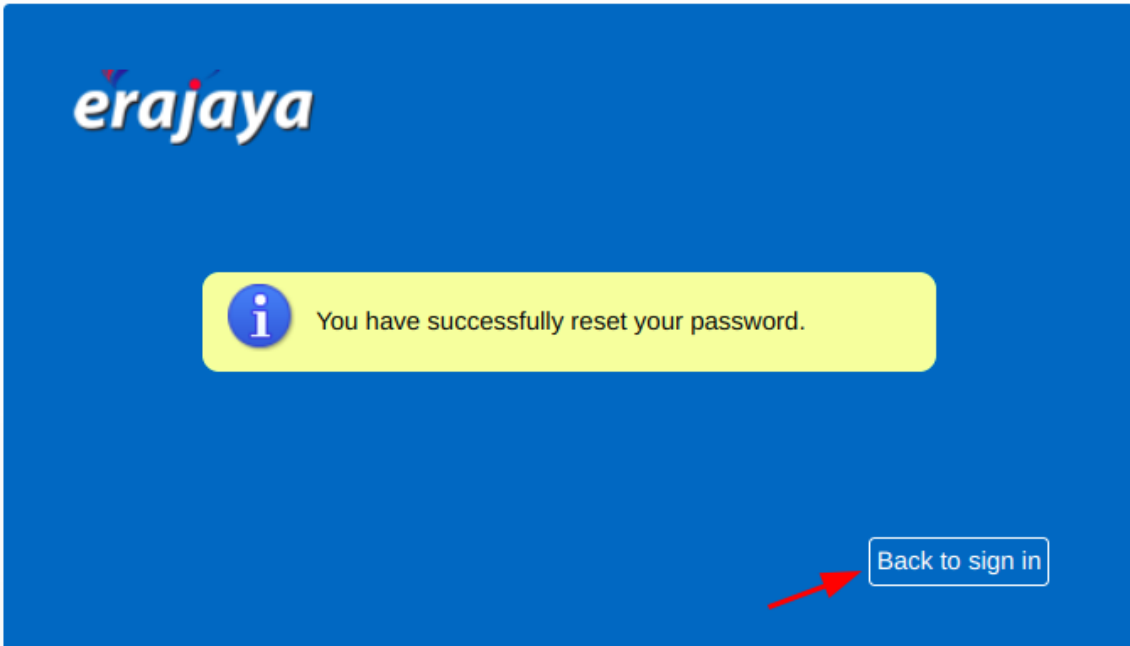
7. Buat password baru anda dengan ketentuan minimal 1 huruf besar, 1 angka, 1 karakter dan kemudian klik

## Submit



The screenshot shows the 'erajaya' logo at the top left. Below it, the text 'Please enter a new password here.' is displayed. There are two input fields: 'New Password' and 'Confirm Password'. The 'New Password' field is empty, and the 'Confirm Password' field contains a cursor. Below the input fields, there are two buttons: 'Continue with Session' on the left and 'Submit' on the right. A red arrow points to the 'Submit' button.

8. selanjut nya klik **Back to sign in** untuk kembali ke tampilan login webmail, dan anda dapat login dengan menggunakan password yg baru



The screenshot shows the 'erajaya' logo at the top left. In the center, there is a yellow message box with an information icon and the text 'You have successfully reset your password.' Below the message box, there is a button labeled 'Back to sign in'. A red arrow points to the 'Back to sign in' button.